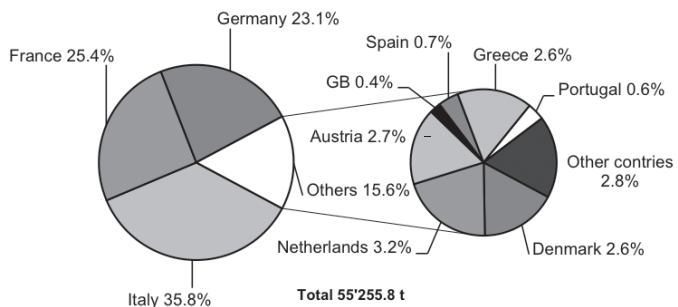


Cheese import by products/groups in t

Sort of cheese	2013	2014	2015
Mascarpone, Ricotta Romana	1'184	1'225	1'197
Mozzarella	4'213	4'649	4'754
Fresh cheese, others	13'787	14'447	15'018
Fresh cheese total	19'184	20'320	20'970
Blue-/green mould cheese	387	411	372
White mould cheese	1'486	1'386	1'351
Soft cheese, others	7'713	9'427	9'965
Soft cheese total	11'256	11'225	11'688
Semi-hard cheese total	8'843	8'969	9'542
Hard cheese	3'376	3'893	4'813
Extra hard cheese	5'616	5'563	4'516
Hard & semi-hard cheese total	8'992	9'456	9'329
Processed cheese total	3'875	3'875	3'904
Total cheese imports	52'149	53'045	55'432

Source: TSM/OZD, Berne. Rounding differences are possible.

Cheese import 2015 by countries in %



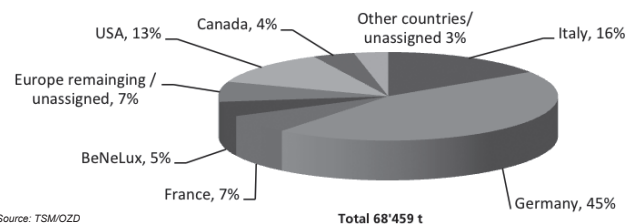
Source: TSM/OZD

Cheese export in t

Sort of cheese	2013 [t]	2014 [t]	2015 [t]	Export share from production 2015 [%]
Emmentaler AOP	16'870	13'994	12'663	67.2%
Le Gruyère AOP	12'207	12'376	11'956	41.9%
Appenzeller®	5'185	5'188	5'022	57.2%
Switzerland Swiss	3'725	4'616	4'795	69.1%
Tête de Moine AOP	1'348	1'390	1'398	61.5%
Raclette	1'597	1'559	1'597	10.1%
Sbrinz AOP	173	185	157	10.2%
Tilsiter	295	248	352	11.1%
Vacherin Fribourgeois AOP	269	277	286	10.8%
Other semi-hard- & hard cheese	10'658	12'711	14'839	37.1%
Soft- & fresh cheese	6'660	6'673	6'367	10.8%
Processed cheese & Fondue	6'539	5'811	5'368	43.2%
Total cheese export	68'009	68'255	68'459	36.3%

Source TSM/OZD

Cheese export share 2015 by countries in %



Source: TSM/OZD

Publisher

Switzerland Cheese Marketing AG

Brunnmattstrasse 21
P.O. Box
3001 Bern

Tel. 031 385 26 26

Fax 031 385 26 27

info@scm-cheese.com

www.cheesesfromswitzerland.com



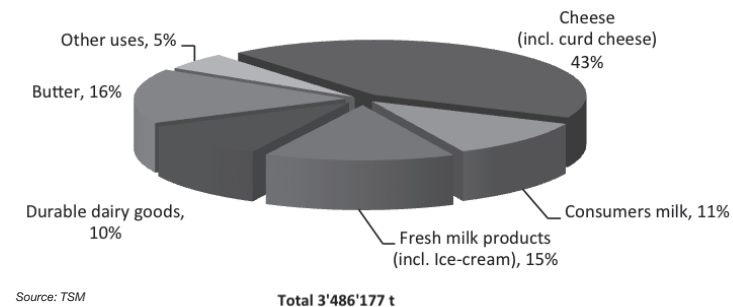
Swiss Cheese market in figures

Full cream milk 2015 in t

Milk converting into	2014 [t]	2015 [t]	Δ [t]	to previous year [%]
Cheese (incl. curd cheese)	1'506'938	1'492'618	- 14'320	- 1
Consumers milk	405'559	392'304	- 13'255	- 3.3
Fresh milk products (incl. ice-cream)	502'985	506'923	+ 3'938	+ 0.8
Durable dairy goods	381'021	358'382	- 22'639	- 5.9
Butter	572'467	559'480	- 12'987	- 2.3
Other uses	171'562	176'470	+ 4'908	+ 2.9
Total full cream milk processing	3'540'532	3'486'177	- 54'355	- 1.5

Source: TSM

Milk processing 2015 in t



Source: TSM

Milk processing: A milk equivalent comes up to the components of egg white and fat of a kilogram milk (portion egg white=0.45 equivalent and portion fat=0.55 equivalent). Example: 1 kg whole milk Past/UHT = 0.45 egg white + 0.55 fat = 1.00 milk equivalent ; 1 kg skimmed milk Past/UHT = 0.45 egg white + 0.05 fat = 0.5 milk equivalent ; 1 kg full fat cream Past/UHT = 0.3 egg white +4.8 fat = 5.10 milk equivalent.



Switzerland. Naturally.

Cheeses from Switzerland.

www.cheesesfromswitzerland.com

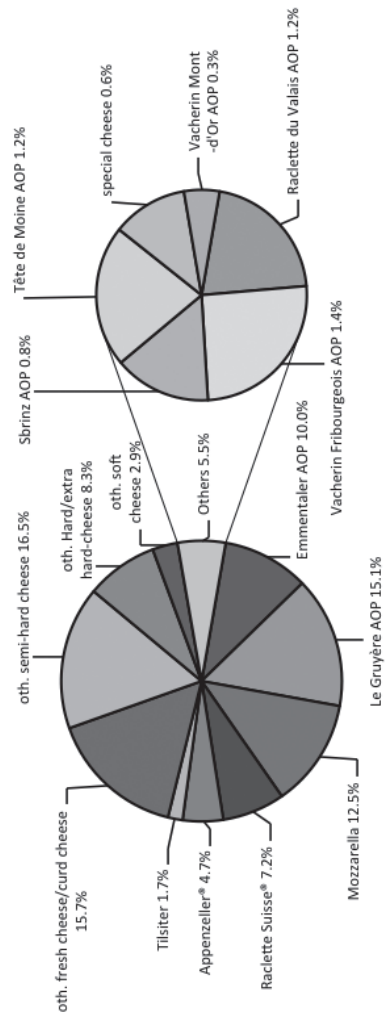


Cheese production 2013 - 2015 in t

	2013	2014	2015	Δ to previous year	
	[t]	[t]	[t]	[t]	[%]
Mozzarella	21'643	22'693	23'551	+ 858	+ 3.8
Curd cheese	13'216	14'006	18'964	+ 4'958	+35.4
Mascarpone	813	489	474	- 15	- 3.1
Other fresh cheese	9'559	10'397	10'123	- 274	- 2.6
Fresh cheese total	45'233	47'582	53'110	+ 5'528	+11.6
White mould cheese	2'842	2'668	2'498	- 170	- 6.4
Blue/green mould cheese	3	5	9	+ 4	+80.0
Tomme	1'880	1'893	1'857	- 36	- 1.9
Vacherin Mont-d'Or AOP	587	557	560	+ 3	+ 0.5
Other soft cheese	1'069	1'055	1'085	+ 30	+ 2.8
Soft cheese total	6'385	6'182	6'013	- 169	- 2.7
Swiss Raclette	13'110	12'698	13'629	+ 931	+ 7.3
Appenzeller®	9'283	8'831	8'782	- 49	- 0.6
Tilsiter	3'141	3'142	3'182	+ 40	+ 1.3
Vacherin Fribourgeois AOP	2'671	2'830	2'641	- 189	- 6.7
Walliser Raclette	2'306	2'291	2'178	- 113	- 4.9
Tête de Moine AOP	2'281	2'263	2'274	+ 11	+ 0.5
Alpkäse semi-hard	2'134	2'277	2'183	- 94	- 4.1
St. Paulin Suisse	375	446	369	- 77	-17.3
Swiss Edamer	294	248	226	- 22	- 8.9
Bündner Bergkäse	1'302	1'318	1'308	- 10	- 0.8
Other semi-hard cheese	24'620	24'791	24'983	+ 192	+ 0.8
Semi-hard cheese total	61'517	63'259	63'891	+ 632	+ 1.0
Emmentaler AOP	23'156	20'259	18'843	- 1'416	- 7.0
Le Gruyère AOP	29'351	29'420	28'552	- 868	- 3.0
Sbrinz AOP	1'750	1'613	1'546	- 67	- 4.2
Alpkäse hard	1'780	1'856	1'753	- 103	- 5.5
Switzerland Swiss	5'821	6'680	6'944	+ 264	+ 4.0
Other hard cheese	6'402	7'325	6'942	- 383	- 5.2
Hard & extra hard cheese tot.	66'260	67'153	64'580	- 2'573	- 3.8
Special cheese total (v.a. feta and goat cheese)	1'130	1'155	1'210	+ 55	+ 4.8
Total cheese production	182'705	185'331	188'806	+ 3475	+ 1.9

Source: TSM

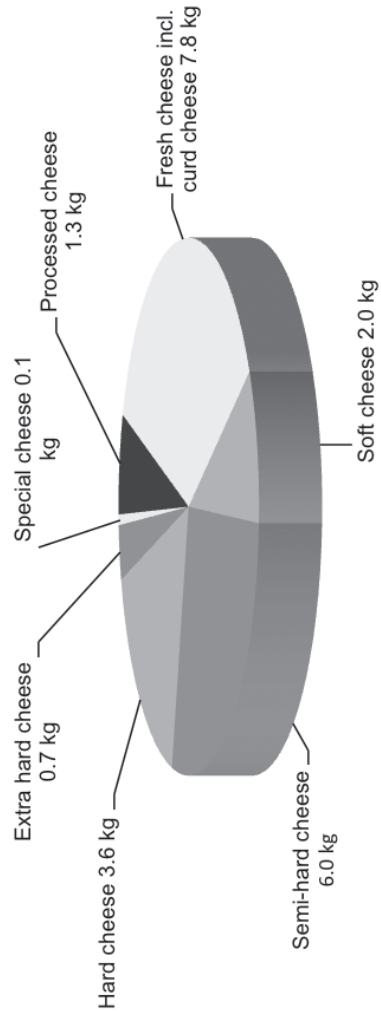
Cheese production 2015 in %



Source: TSM

Total 188'806 t

Per capita consumption in kg 2015 in Switzerland



Source: Swiss Farmers' Union