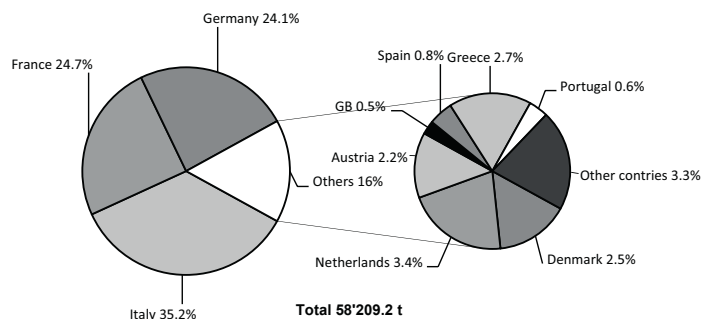


## Cheese import by products/groups in t

Sort of cheese	2014	2015	2016
Mascarpone, Ricotta Romana	1'225	1'197	1'399
Mozzarella	4'649	4'755	4'632
Fresh cheese, others	14'428	15'020	15'932
<b>Fresh cheese total</b>	<b>20'302</b>	<b>20'970</b>	<b>21'963</b>
Danablu, Gorgonzola, Roquefort	411	372	501
White mould cheese	1'386	1'351	1'220
Soft cheese, others	9'427	9'967	10'072
<b>Soft cheese total</b>	<b>11'225</b>	<b>11'691</b>	<b>11'793</b>
<b>Semi-hard cheese total</b>	<b>8'969</b>	<b>9'552</b>	<b>10'818</b>
Hard cheese	3'893	4'825	4'771
Extra hard cheese	5'563	4'516	4'988
<b>Hard- &amp; semi hard cheese total</b>	<b>9'456</b>	<b>9'341</b>	<b>9'759</b>
<b>Processed cheese total</b>	<b>3'875</b>	<b>3'911</b>	<b>3'867</b>
<b>Total cheese imports</b>	<b>53'827</b>	<b>55'467</b>	<b>58'200</b>

Source: TSM/OZD, Berne. Rounding differences are possible.

## Cheese import 2016 by countries in %



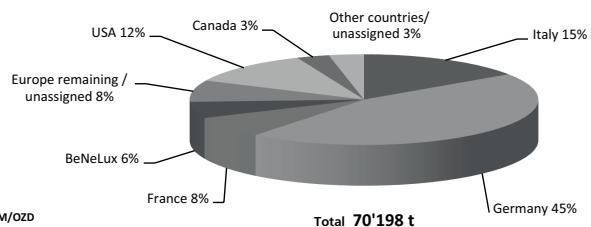
Source: TSM/OZD

## Cheese export in t

Sort of cheese	2014 [t]	2015 [t]	2016 [t]	Export share from production 2016 [%]
Emmentaler AOC	13'994	12'663	12'276	139.4%
Le Gruyère AOP	12'376	11'956	12'106	208.9%
Appenzeller®	5'188	5'022	4'977	208.7%
Switzerland Swiss	4'616	4'795	4'577	29.0%
Tête de Moine AOP	1'390	1'398	1'514	101.7%
Raclette	1'559	1'597	1'644	10.3%
Sbrinz AOP	185	157	196	7.5%
Tilsiter	248	352	274	1.1%
Vacherin Fribourgeois AOP	277	286	284	0.5%
Other semi-hard- & hard cheese	9'136	14'839	16'600	N.A.
Soft & fresh cheese	6'673	6'367	6'583	11.7%
Processed cheese & Fondue	5'811	5'368	5'277	N.A.
<b>Total cheese export</b>	<b>68'255</b>	<b>68'459</b>	<b>70'198</b>	<b>38.0%</b>

Source TSM/OZD

## Cheese export share 2016 by countries in %



Source: TSM/OZD

## Publisher

### Switzerland Cheese Marketing AG

Brunnmattstrasse 21  
P.O. Box  
3001 Bern

Tel. 031 385 26 26

Fax 031 385 26 27

info@scm-cheese.com

www.cheesesfromswitzerland.com



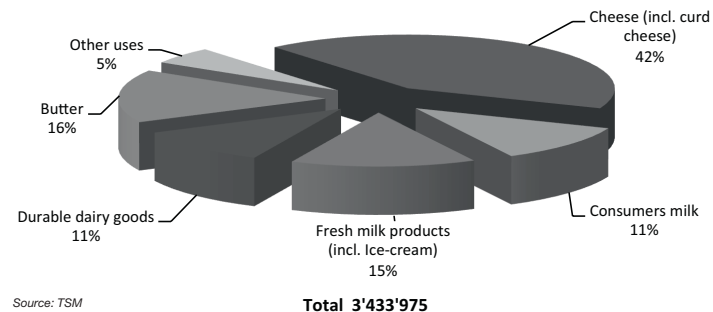
## Swiss Cheese market in figures

### Full cream milk 2016 in t

Milk converting into	2015 [t]	2016 [t]	Δ [t]	to previous year [%]
Cheese (incl. curd cheese)	1'492'618	1'448'432	- 44'186	- 3.0
Consumers milk	392'304	388'647	- 3'657	- 0.9
Fresh milk products (incl. Ice-cream)	506'923	496'649	- 10'274	- 2.0
Durable dairy goods	358'382	374'270	+ 15'888	+ 4.4
Butter	559'480	549'093	- 10'387	- 1.9
Other uses	176'470	176'884	+ 414	+ 0.2
<b>Total full cream milk processing</b>	<b>3'486'177</b>	<b>3'433'975</b>	<b>- 52'202</b>	<b>- 1.5</b>

Source: TSM

### Milk processing 2016 in t



Source: TSM

Milk processing: A milk equivalent comes up to the components of egg white and fat of a kilogram milk (portion egg white = 0.45 equivalent and portion fat = 0.55 equivalent). Example: 1 kg whole milk Past/UHT = 0.45 egg white + 0.55 fat = 1.00 milk equivalent; 1 kg skimmed milk Past/UHT = 0.45 egg white + 0.05 fat = 0.5 milk equivalent; 1 kg full fat cream Past/UHT = 0.3 egg white + 4.8 fat = 5.10 milk equivalent.



Switzerland. Naturally.

**Cheeses from Switzerland.**

www.cheesesfromswitzerland.com

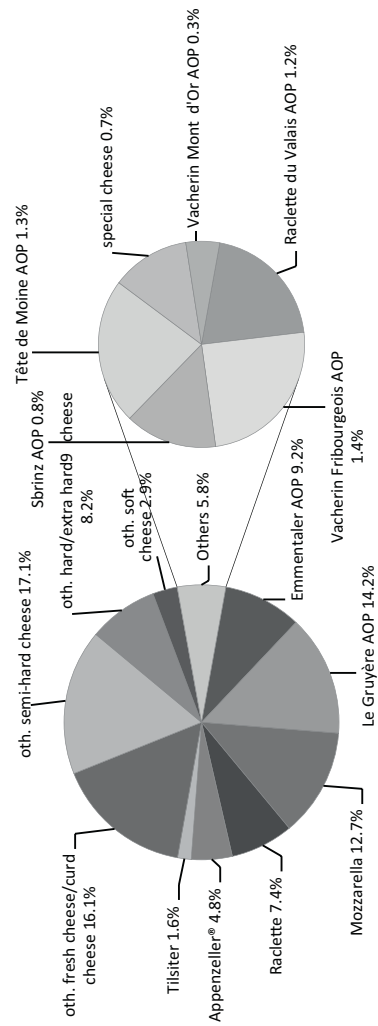


## Cheese production 2014 – 2016 in t

	2014	2015	2016	Δ to previous year	
	[t]	[t]	[t]	[t]	[%]
Mozzarella	22'693	23'551	23'450	- 101	- 0.4
Curd cheese	14'006	18'964	18'936	- 28	- 0.1
Mascarpone	489	474	462	- 12	- 2.5
Other fresh cheese	10'397	10'123	10'422	+ 299	+ 3.0
<b>Fresh cheese total</b>	<b>47'582</b>	<b>53'110</b>	<b>53'271</b>	<b>+ 161</b>	<b>+ 0.3</b>
White mould cheese	2'668	2'498	2'406	- 92	- 3.6
Blue/green mould cheese	5	9	12	+ 3	+33.3
Tomme	1'893	1'857	1'864	+ 7	+ 0.4
Vacherin Mont-d'Or AOP	557	560	553	- 7	- 1.3
Other soft cheese	1'055	1'085	1'053	- 32	- 2.9
<b>Soft cheese total</b>	<b>6'182</b>	<b>6'013</b>	<b>5'891</b>	<b>- 122</b>	<b>- 2.0</b>
Raclette	12'698	13'629	13'687	+ 58	+ 0.4
Appenzeller®	8'831	8'782	8'806	+ 24	+ 0.3
Tilsiter	3'142	3'182	3'036	- 146	- 4.6
Vacherin Fribourgeois AOP	2'830	2'641	2'604	- 37	- 1.4
Wallis Raclette	2'291	2'178	2'301	+ 123	+ 5.6
Tête de Moine AOP	2'263	2'274	2'385	+ 111	+ 4.9
Alpkäse semi-hard	2'277	2'183	2'284	+ 101	+ 4.6
St. Paulin Suisse	446	369	321	- 48	-13.0
Swiss Edamer	248	226	203	- 23	-10.2
Bündner Bergkäse	1'318	1'308	1'116	- 192	-14.7
Other semi-hard cheese	26'915	27'119	27'648	+ 537	+ 2.0
<b>Semi-hard cheese total</b>	<b>63'259</b>	<b>63'891</b>	<b>64'391</b>	<b>+ 500</b>	<b>+ 0.8</b>
Emmentaler AOP	20'259	18'843	17'029	- 1'814	- 9.6
Le Gruyère AOP	29'420	28'552	26'325	- 2'227	- 7.8
Sbrinz AOP	1'613	1'546	1'488	- 58	- 3.8
Alpkäse hard	1'856	1'753	1'852	+ 99	+ 5.6
Switzerland Swiss	6'680	6'944	5'795	- 1'149	-16.5
Other hard cheese	7'325	6'942	7'526	+ 584	+ 8.4
<b>Hard &amp; extra hard cheese tot.</b>	<b>67'153</b>	<b>64'580</b>	<b>60'015</b>	<b>- 4'565</b>	<b>- 7.1</b>
<b>Special cheese total</b> (v.a. feta and goat cheese)	<b>1'155</b>	<b>1'210</b>	<b>1'330</b>	<b>+ 120</b>	<b>+ 9.9</b>
<b>Total cheese production</b>	<b>185'331</b>	<b>188'806</b>	<b>184'904</b>	<b>- 3'902</b>	<b>- 2.1</b>

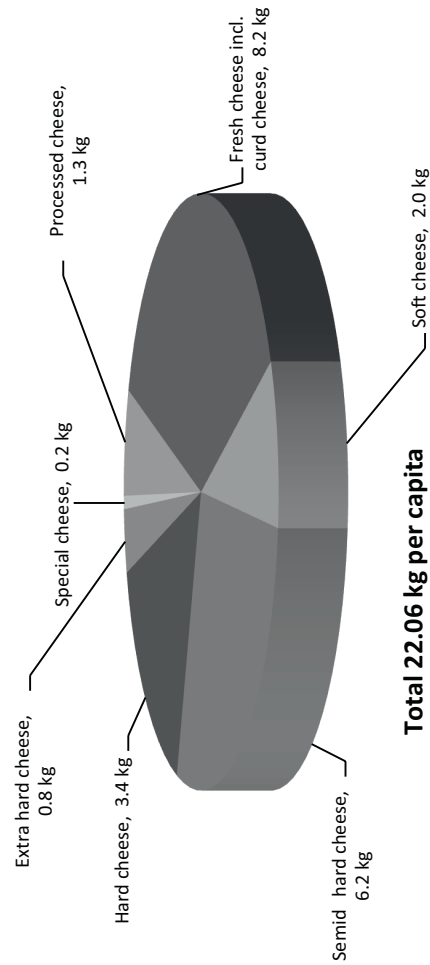
Source: TSM

## Cheese production 2016 in %



Source: TSM

## Per capita consumption in kg 2016 in Switzerland



Source: Swiss Farmers' Union